

# EXHIBIT N

Cookies help us deliver our services. By using our services, you agree to our use of cookies [Learn more](#) [Got it](#)



Q ETR: HFG



Sign in

MARKETS **US** Europe Asia Currencies Crypt All 8 Highest-Yielding S&P 500 Stocks Are Beating T... • Investor's Business Daily

↑ <b>Dow Jones</b> +1.39% 33,072.88 +453.40	↑ <b>S&amp;P 500</b> +1.66% 3,974.54 +65.02	↑ <b>Nasdaq</b> +1.24% 13,138.73 +161.04	↑ <b>Russell</b> +1.76% 2,221.48 +38.36	↓ <b>VIX</b> -4.80% 18.86 -0.95
--	--	---	--	------------------------------------

Stock DE headquartered

+ Follow

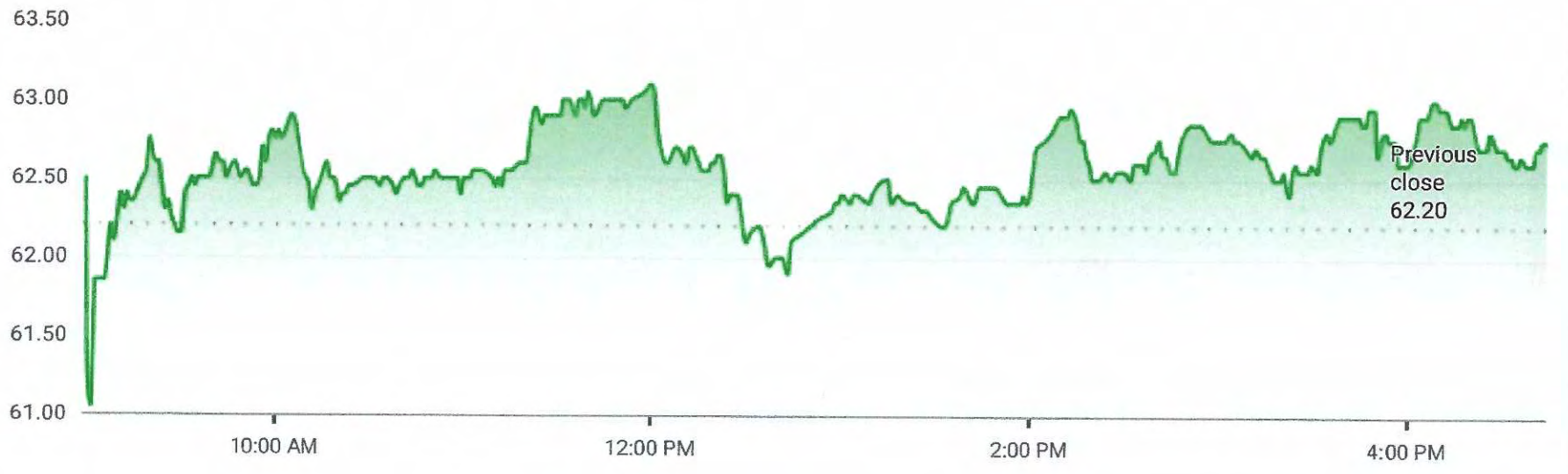
# Hellofresh SE

HFG

## €62.85 ↑1.05% +0.65 Today

Mar 26, 7:30:17 PM UTC+2 · EUR · ETR · Disclaimer

1D 5D 1M 6M YTD 1Y 5Y MAX



Previous close 62.20

Cookies help us deliver our services. By using our services, you agree to our use of cookies

Learn more

Got it

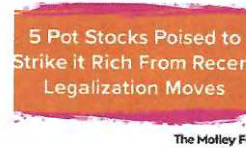
Google Finance



Sign in

Nasdaq • 1 hour ago

5 Pot Stocks Poised to Strike It Rich From Recent Legalization Moves



Buffalo News • 3 hours ago

Better Buy: Procter & Gamble or All 30 Dow Jones Stocks?



.DJI ↑1.39% .INX ↑1.66%

Nasdaq • 1 hour ago

If History Is Any Indication, \$200000 Bitcoin Is Coming In 2021



BTC / USD ↓1.81%

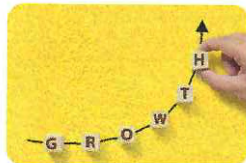
Bloomberg.com • 7 hours ago

Wall Street: The Many Misconceptions About the Bull Market



Nasdaq • 1 day ago

3 Stocks Poised for Huge Growth Over the Next Decade



BTC / USD ↓1.81% NDAQ ↑2.83%

PREVIOUS CLOSE	€62.20
DAY RANGE	€61.00 - €63.10
YEAR RANGE	€24.80 - €77.90
MARKET CAP	11.04B EUR
VOLUME	901.20K
P/E RATIO	30.07
DIVIDEND YIELD	-
PRIMARY EXCHANGE	ETR

About



FOUNDED Nov 2011

HEADQUARTERS Berlin, Germany

WEBSITE hellofreshgroup.com

EMPLOYEES 6,434

Cookies help us deliver our services. By using our services, you agree to our use of cookies

[Learn more](#)

[Got it](#)

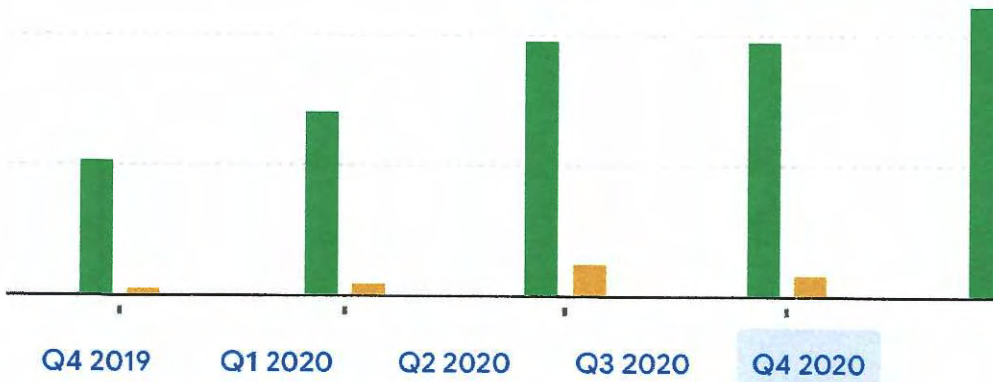
Google Finance



[Sign in](#)

Financial performance

Quarterly Annual



(EUR)	Q4 2020	Year/year change
REVENUE	1.11B	↑116.63%
NET INCOME	138.80M	↑675.42%
DILUTED EPS	0.82	↑645.45%
NET PROFIT MARGIN	12.52%	↑257.71%
OPERATING INCOME	152.50M	↑1,021.32%
NET CHANGE IN CASH	6.50M	↓-5.80%
CASH ON HAND	729.00M	↑276.55%



Cookies help us deliver our services. By using our services, you agree to our use of cookies [Learn more](#) [Got it](#)

Google Finance



Sign in

INDEX

Dow Jones Industrial Average

33,072.88

↑ 1.39%



INDEX

S&P 500

3,974.54

↑ 1.66%



TSLA

Tesla Inc

\$618.71

↓ 3.39%



AAPL

Apple Inc

\$121.21

↑ 0.51%



BABA

Alibaba Group Holding Ltd - ADR

\$227.26

↑ 2.04%



AMZN

Amazon

\$3,052.1

↑ 0.19%



Google

[Help](#)

[Send feedback](#)

[Privacy](#)

[Terms](#)

[Disclaimer](#)